

Public space

Configurator

CE RoHS IK10  
IP67 Protection class III (<18 LED)



Housing	
Housing material	ID1, ID2 and ID4 die-cast aluminium (EN44300)
Housing finish	Aluminium
Cover	PMMA

Measurements			
Model	LEDs	L1 [mm]	Weight [kg]①
IDstandard	1-2 LEDs	125	0.18
IDstandard	4 LEDs	166	0.23

① max. weight without tube


Electrical	
A-Series	
Protection class	II/III
Voltage [V], [Hz]	-
Current feed max. [mA]	500
LED power max. [W]	6.0

Operating conditions	
Lifetime	Visit the <a href="#">configurator</a> for specific lifetime options


Driver (external)	
A-Series	
Control options	   
Programming [optional]	Constant Lumen Output (CLO) Emergency power supply (AC/DC) Stand-alone
Control accessories	Further accessories on request
Software	connexx light management software for remote management of intelligent luminaire clusters

A  
SERIES


Precision lens optics



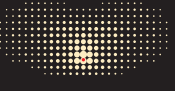
AH02  
Symmetric Wide Flood




AP06  
Asymmetric Extra Side Throw




AP07  
Asymmetric Extra Forward




AS07  
Asymmetric Side Throw




Shape your own light by combining  
any light distribution




2,200 K  
CRI ≥ 70



2,700 K  
CRI ≥ 70



3,000 K  
CRI ≥ 80



4,000 K  
CRI ≥ 70

CRI ≥ 80  
on request

Performance				
Optics	AP06	AP07	AS07	AS09
MacAdam ellipses (SDCM)	≤ 5 SDCM			

Model	IDstandard	IDstandard	IDstandard
Light units	1	2	4
Luminous flux [lm]	51–162	121–370	242–640

Equipment variations



IDstandard 1 LED



IDstandard 4 LEDs



IDstandard 2 LEDs